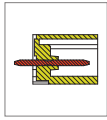
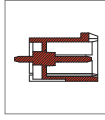


MPE060 PCB Connector, Header (reflow soldering)



MPE060-381



MPE060-508

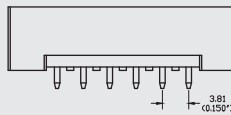
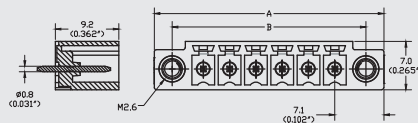


DIMENSIONS/POSITIONS

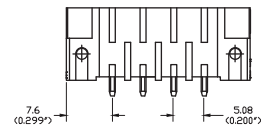
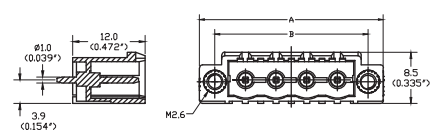
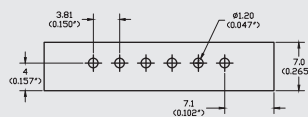
	MPE060-381	MPE060-508
Pitch	3.81mm	5.08mm
Poles	2 ~ 12Poles	2 ~ 12Poles
Dimension A	3.81mm	5.08mm
Length	$A = 3.81 \times P + 10.39 \text{mm} (P \geq 2)$	$A = 5.08 \times P + 10.16 \text{mm} (P \geq 2)$
Housing Material	LCP	LCP
PCB Hole Diameter	1.2mm	1.6mm

TECHNICAL DATA

Connection in acc. with standard EN-VDE		
Nominal Current I_N	10A	16A
Nominal Cross Section	-	-
Maximum load current	10A	16A
Insulating Material	LCP	LCP
Inflammability class acc. to UL94	V0	V0
Nominal voltage, UL/CUL	300V	300V
Nominal current, UL/CUL	10A	16A



PCB Layout



PCB Layout

